



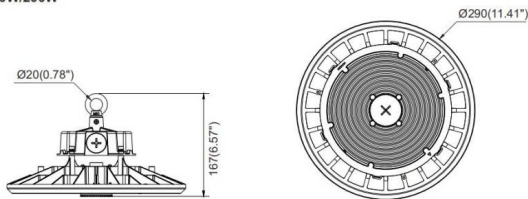
LED High Bay Light

Installation Instructions



Physical Dimensions(Unit: mm/inch)

100W/150W/200W



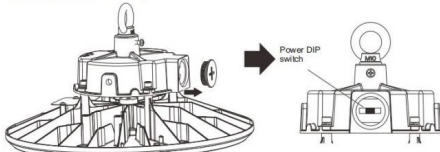
Product Specifications	100W	150W	200W
Input Voltage	100-277VAC / 120-277VAC / 100-240VAC / 220-240VAC (Subject to the input voltage on nameplate)		
Power Frequency	50 / 60 Hz		
Outlook Dimensions	Ø290x167mm(Ø11.41\"/>		
Luminaire Net Weight(±6%)	1.9kg(4.19Lbs)		
Working Temperature	-30°C to +50°C(-22°F to +122°F)		-30°C to +45°C (-22°F to +113°F)
Storing Temperature	-40°C to +70°C(-40°F to +158°F)		

* Please subject to actual product for accurate weight.

1

Power Selectable

Caution:
Please power off the luminaire before adjusting the DIP switch.
Please do not use metal tool to adjust the DIP switch.
Please adjust the switch gently.



Power Selectable



100% 80% 60%

A(100%) B(80%) C(60%)

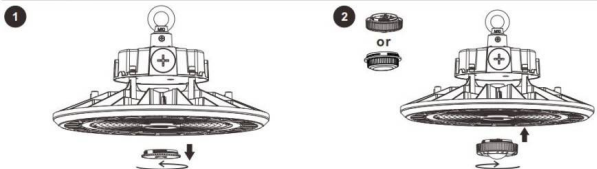
100W 80W 60W

150W 120W 90W

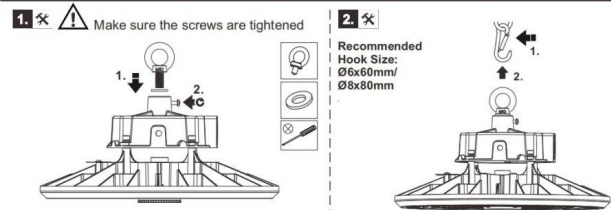
200W 160W 120W

* The tolerance for power is ±10%

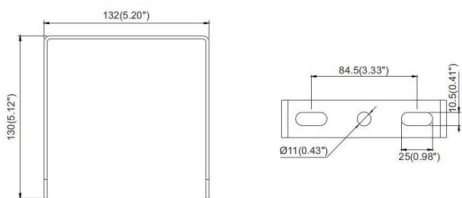
Sensor Mount



Suspension Mount



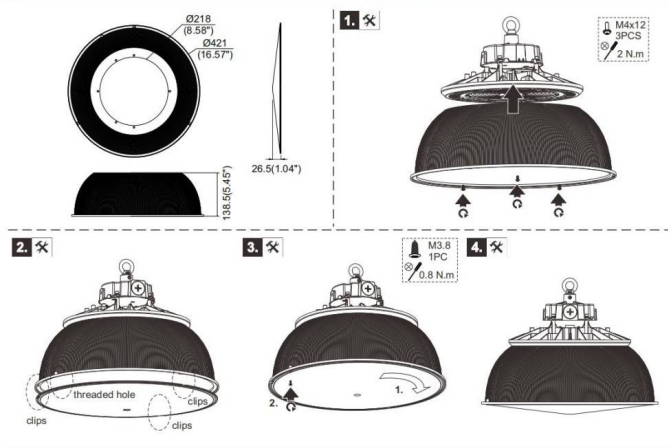
Ceiling Mount(Unit: mm/inch)



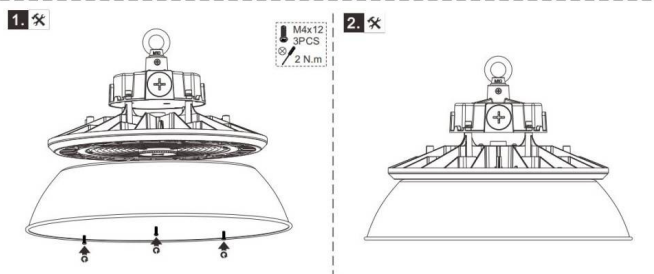
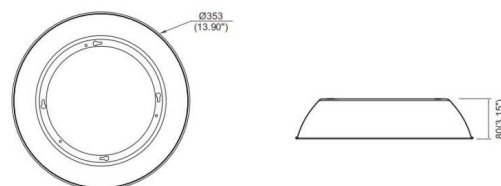
2



PC Reflectors(Unit: mm/inch)



Aluminum Reflectors(Unit: mm/inch)



AC cords

L	brown		black
N	blue		white
⊕	yellow/green		green

DIM cords

Note: color for dim cords suit the cable label on luminaire



Warning! Do not wire dim cord to high voltage, or dim function will fail.

Reminder

Reminder
We appreciate your purchase!

- Please read the entire instruction manual before installation and keep it for future reference.
1. Please do not modify or dismantle the luminaire or replace accessories without confirming with the supplier first.
 2. Please authorize only qualified personnel to install the lamp and ensure they follow the instruction manual. Any improper installation might cause falling, electric shock, fire, or other injury, damage or hazard.
 3. Please disconnect power before installation or any maintenance of the lamp. Do not touch the power supply when the lamp is operating.
 4. If the luminaire begins to smoke or emit odors, please disconnect power since fire or electric shock may occur. And ask qualified person to inspect and maintain the luminaire.
 5. If the external flexible cable or cord of this luminaire is damaged, it shall be exclusively replaced by the manufacturer or his service agent or a similar qualified person in order to avoid a hazard.
 6. The light source contained in this luminaire shall only be replaced by the manufacturer or his service agent or a similar qualified person.
 7. We suggest you adding a separate surge protection device in distribution box to extend luminaire lifespan.

Applications

- Applications**
- The product is designed for factories, workshops, warehouses and similar applications. For other special applications, please consult your salesperson to confirm.
- The product is designed for indoor, do not use it outdoor.
- The product is designed for dust accumulation on PC lens will stop the lighting emit and heat dissipation, it will change lighting distribution, and cause need to use product to affect LED chips performance. For such environments, we need the luminaires regularly to ensure longer lifespan. Or you need to use heat pipe with glass cover and better heat performance instead.
- The suggested mounting height of the luminaire is 3-5m.
- If you want add sensor on the luminaire, please mount samples in your project before mounting batch volume directly. Here are some tips to choose the right sensor: microwave sensor should keep away from large areas of metal and glass reflectors (separation distance at least 1m) to avoid luminaire abnormal working. IR sensor should keep away from high temperature environments to avoid luminaires no response, please contact your salesperson for detailed information.